

Scaled data based on original data using
LM-79-08 Approved Method: Electrical and Photometric Measurements of Solid-
State Lighting Products

Test Report Prepared for
Cooper Lighting Solutions
(formerly Eaton)

Brand: McGRAW-EDISON

Report Number: P226684

Luminaire Tested: **ISW-AF-1000-LED-E1-T4W-7030**

Issue Date: 3/3/2020

Test Information

Test Method: LM-79-08
Report Number: P226684
TEST IS SCALED FROM IESNA LM-79-08 TEST DATA (P35944)
Test Lab: INNOVATION CENTER-P3
Issue Date: 3/3/2020
Manufacturer: COOPER LIGHTING SOLUTIONS (FORMERLY EATON)
Product Line: MCGRAW-EDISON
Catalog Number: ISW-AF-1000-LED-E1-T4W-7030
Description: IMPACT ELITE LED WEDGE LUMINAIRE
LIGHT SQUARE WITH ACCULED OPTICS-TYPE IV WIDE
Light Source: (16) 3000K CCT, 70 CRI LEDs
Ballast/Driver: ELECTRONIC DRIVER

Summary

Lumens per Lamp: N/A
Luminaire Lumens: 5363.4 lumens
Efficiency: N/A
Efficacy: 98.2 lumens/watt
Luminous Opening: Rectangular (W 0.5' x L: 0.5' x H: 0')
IES Classification: Type IV - Medium - Semi-Cutoff
BUG Rating: B1 - U1 - G2

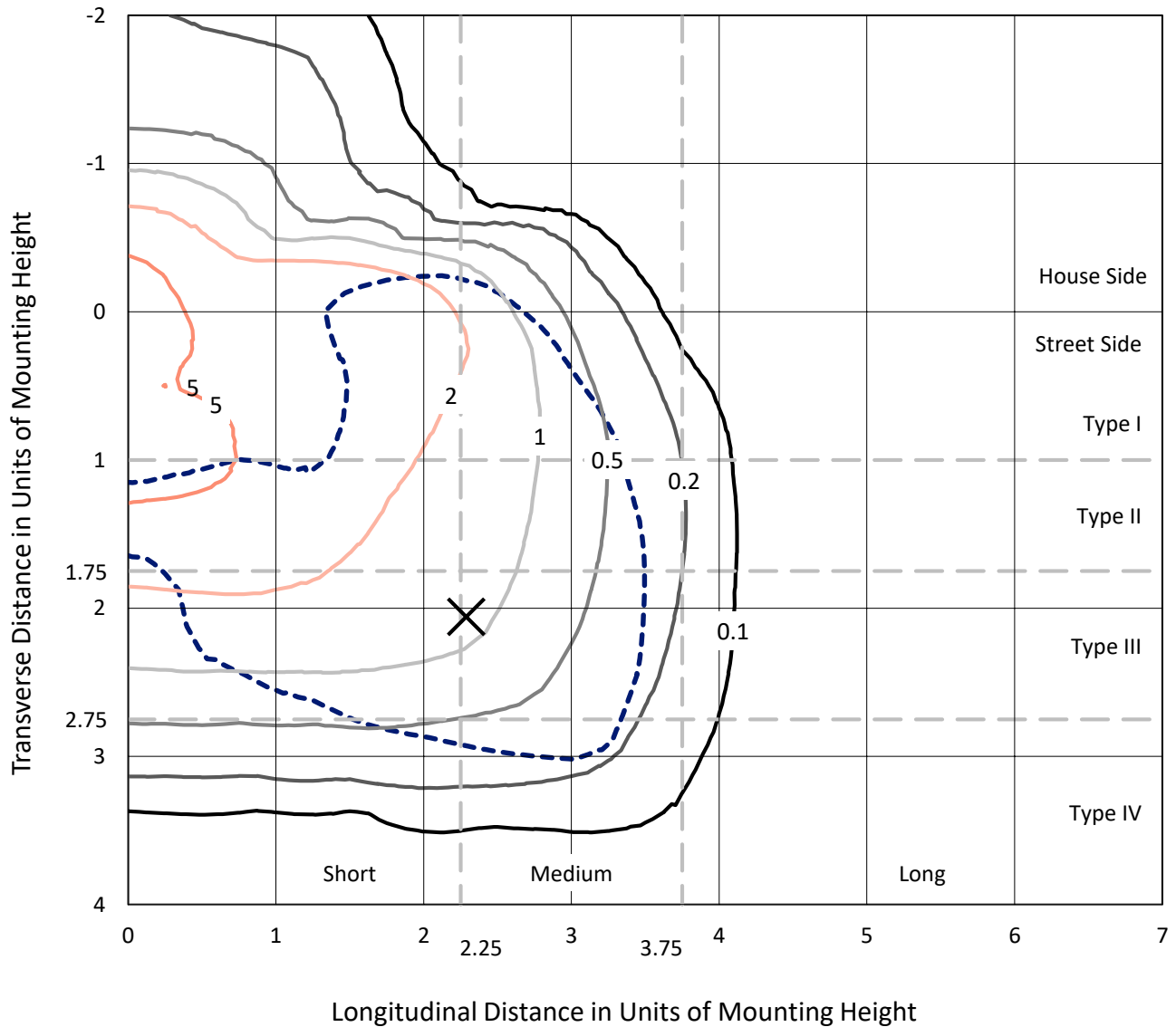
Input Watts (W): 54.6
Input Voltage (V): 120
Input Current (Ain): NR
Voltage Rise (V): NR
Power Factor: NR
Total Harmonic Distortion (THDi): NR
Frequency (hertz): 60
Stabilization Time: NR
Operation Time: NR
Ambient Temperature (°C): NR
Test Distance: 25 FT



REPORT NUMBER: P226684
 CATALOG NUMBER: ISW-AF-1000-LED-E1-T4W-7030

Iso-Footcandle Lines of Horizontal Illumination

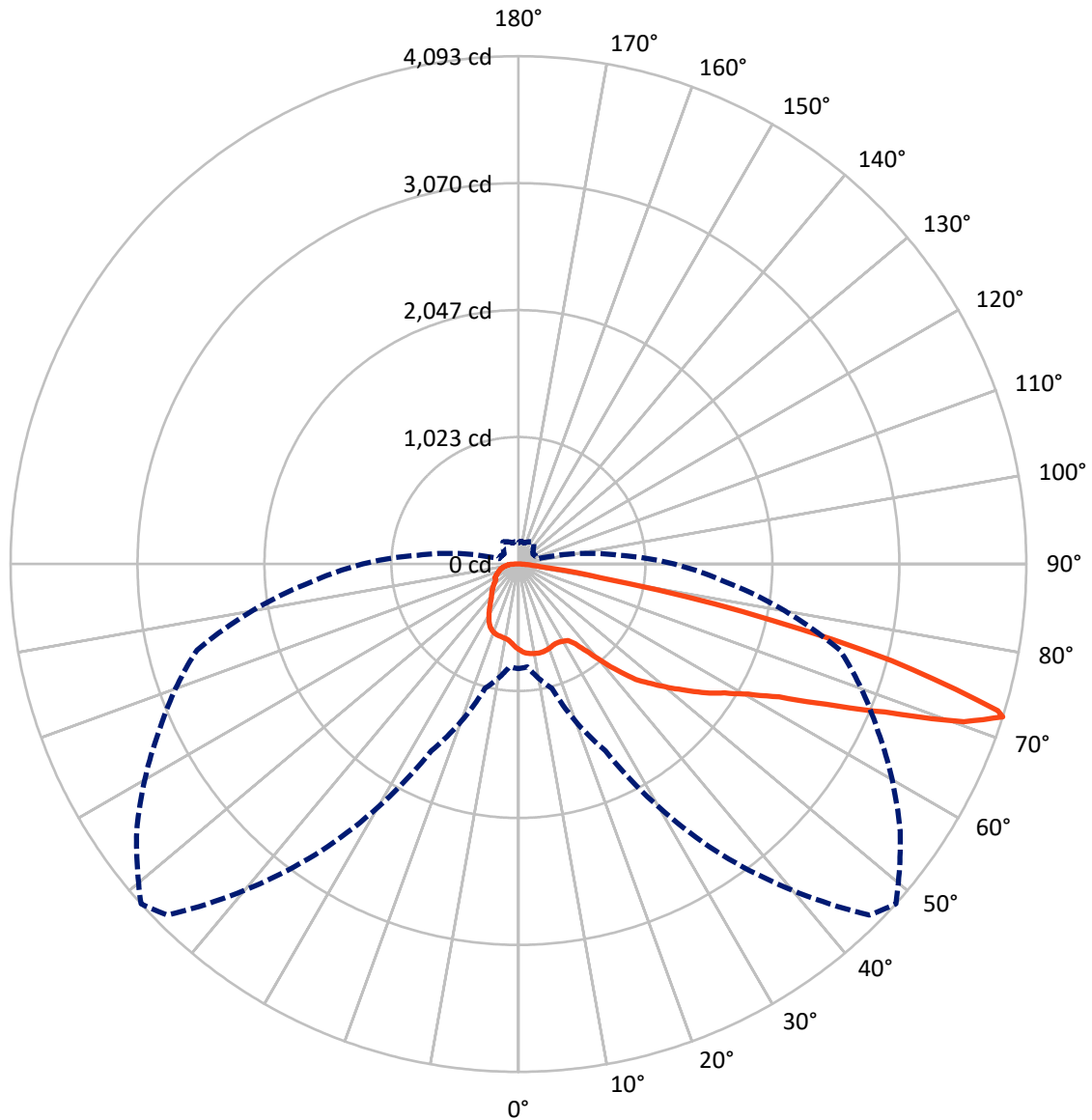
× Max cd
 - - - 1/2 Max cd



Based on 10 foot mounting height. Maximum calculated value = 7.7 fc
 Type IV - Medium - Semi-Cutoff

REPORT NUMBER: P226684
CATALOG NUMBER: ISW-AF-1000-LED-E1-T4W-7030

Luminous Intensity Polar Plot



— Vertical Plane Through 48-Deg Lateral - - - Horizontal Cone Through 72-Deg Vertical

REPORT NUMBER: P226684

CATALOG NUMBER: ISW-AF-1000-LED-E1-T4W-7030

FLUX DISTRIBUTION:

		Downward	Upward	Total
House Side	Lumens	1164.9	2.4	1167.3
	% Fixture	21.7	0.0	21.8
Street Side	Lumens	4195.3	0.8	4196.1
	% Fixture	78.2	0.0	78.2
Total	Lumens	5360.2	3.3	5363.4
	% Fixture	99.9	0.1	100.0

Coefficient of Utilization

ZONAL LUMENS:

Zone	Lumens	% Fixture
0°-10°	65.2	1.2
10°-20°	190.6	3.6
20°-30°	293.9	5.5
30°-40°	440.5	8.2
40°-50°	733.5	13.7
50°-60°	1146.2	21.4
60°-70°	1514.1	28.2
70°-80°	875.8	16.3
80°-90°	100.4	1.9
90°-100°	3.3	0.1
100°-110°	0.0	0.0
110°-120°	0.0	0.0
120°-130°	0.0	0.0
130°-140°	0.0	0.0
140°-150°	0.0	0.0
150°-160°	0.0	0.0
160°-170°	0.0	0.0
170°-180°	0.0	0.0
0°-90°	5360.2	99.9
0°-180°	5363.4	100.0



REPORT NUMBER: P226684

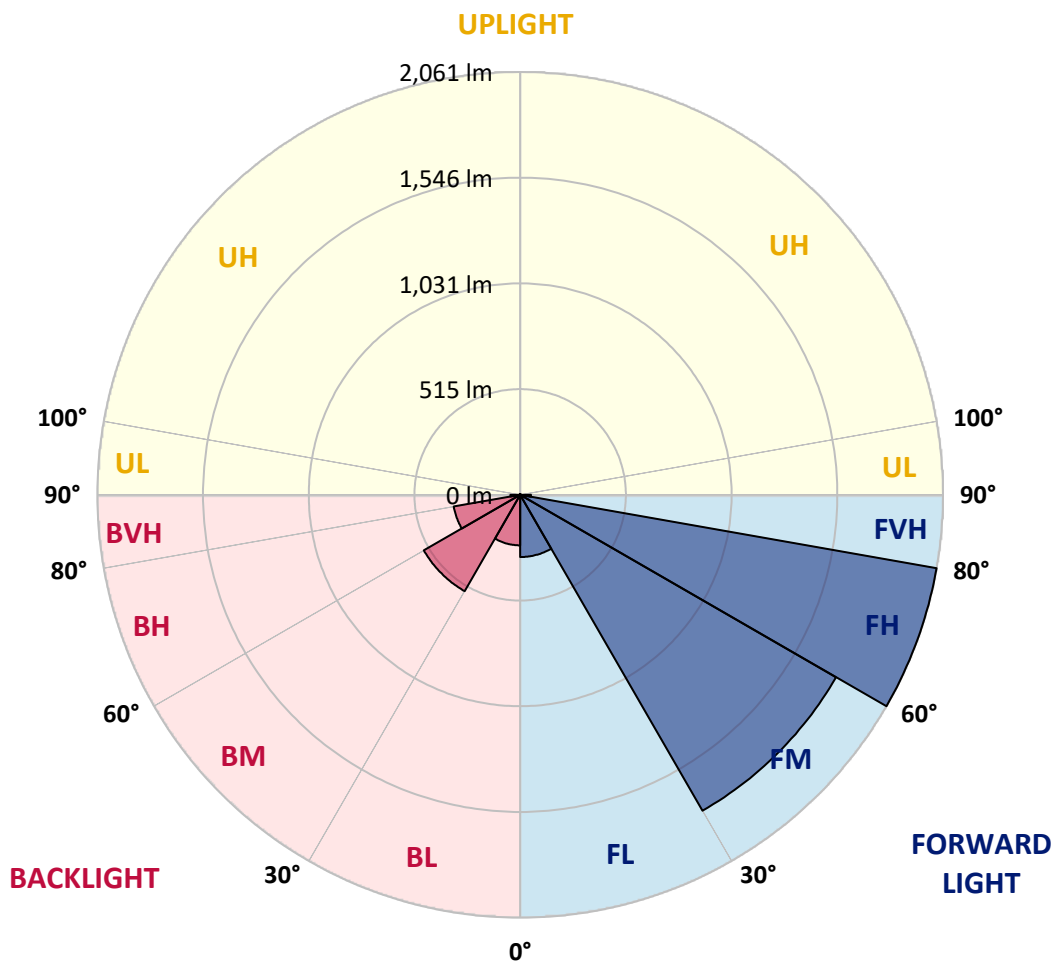
CATALOG NUMBER: ISW-AF-1000-LED-E1-T4W-7030

LUMINAIRE CLASSIFICATION SYSTEM LUMEN TABLE AND BUG RATING:

Zone		Lumens	% Fixture	Zone Rating/Lumen Limit		
				B	U	G
FL	(0°-30°)	303.2	5.7			
FM	(30°-60°)	1778.1	33.2			
FH	(60°-80°)	2061.2	38.4			G2/5000
FVH	(80°-90°)	52.7	1.0			G1/100
BL	(0°-30°)	246.4	4.6	B1/500		
BM	(30°-60°)	542.1	10.1	B1/1000		
BH	(60°-80°)	328.7	6.1	B1/500		G1/500
BVH	(80°-90°)	47.7	0.9			G1/100
UL	(90°-100°)	3.3	0.1		U1/10	
UH	(100°-180°)	2.4	0.0		U1/10	

BUG Rating: B1-U1-G2

Type IV Medium





REPORT NUMBER: P226684

CATALOG NUMBER: ISW-AF-1000-LED-E1-T4W-7030

CANDELA DISTRIBUTION (FULL):

	0°	5°	15°	25°	35°	45°	48°	55°	65°	75°	85°
0°	690.0	690.0	690.0	690.0	690.0	690.0	690.0	690.0	690.0	690.0	690.0
2.5°	726.5	725.8	725.8	719.5	717.2	713.3	710.2	705.5	700.9	695.4	688.4
5°	761.5	763.9	760.8	751.4	739.8	727.3	722.7	711.8	697.0	683.8	671.3
7.5°	795.0	795.8	787.2	771.7	753.8	734.3	728.1	713.3	697.0	679.1	661.2
10°	819.1	819.9	807.4	785.7	761.5	739.8	732.8	718.0	697.8	678.3	655.8
12.5°	833.1	833.9	815.2	792.7	763.9	742.1	735.9	720.3	699.3	674.4	649.5
15°	830.8	833.1	817.6	792.7	762.3	742.9	735.1	721.9	695.4	670.5	644.1
17.5°	815.2	818.3	805.9	778.7	754.5	739.0	730.4	717.2	691.5	665.1	636.3
20°	784.9	788.8	783.3	756.9	740.5	728.1	722.7	710.2	686.1	658.9	629.3
22.5°	750.7	754.5	753.0	731.2	723.4	717.2	711.8	702.4	681.4	654.2	626.2
25°	725.8	728.9	726.5	707.9	710.2	710.2	707.1	700.1	680.6	655.8	626.2
27.5°	767.0	767.0	746.8	708.6	704.8	711.8	710.2	706.3	690.8	663.5	632.4
30°	917.9	906.2	869.7	774.0	725.0	721.9	721.1	718.8	704.8	680.6	651.9
32.5°	1086.7	1075.0	1031.5	911.7	809.8	742.9	735.9	736.7	732.8	710.2	681.4
35°	1236.8	1235.3	1201.0	1071.1	941.2	816.8	788.8	770.1	768.5	759.2	736.7
37.5°	1358.2	1358.2	1361.3	1213.5	1083.6	934.2	886.8	827.7	827.7	822.2	808.2
40°	1496.6	1502.9	1509.9	1342.6	1236.1	1074.3	1020.6	931.1	903.9	912.5	915.6
42.5°	1678.7	1686.4	1681.8	1502.1	1375.3	1241.5	1175.4	1067.3	1000.4	1014.4	1047.0
45°	1801.6	1804.7	1838.1	1668.6	1550.3	1383.1	1327.1	1178.5	1112.4	1141.2	1198.7
47.5°	1940.8	1948.6	1954.0	1857.6	1755.7	1543.3	1440.6	1286.6	1243.8	1287.4	1378.4
50°	2076.9	2066.8	2081.6	2077.7	1950.1	1685.7	1563.5	1387.7	1390.9	1450.0	1599.3
52.5°	2195.2	2161.0	2195.2	2238.0	2200.6	1831.9	1689.6	1506.8	1551.9	1624.2	1859.9
55°	2286.2	2203.7	2261.3	2382.6	2374.1	1961.0	1833.5	1665.4	1740.9	1839.7	2176.5
57.5°	2100.3	2110.4	2269.1	2479.9	2476.0	2091.7	1959.5	1863.8	1956.4	2066.8	2551.5
60°	1926.8	1971.9	2217.0	2495.4	2546.8	2234.1	2129.1	2089.4	2175.0	2309.5	2910.8
62.5°	1835.0	1877.8	2132.2	2466.7	2659.6	2444.9	2357.0	2326.6	2443.3	2594.2	3231.3
65°	1863.8	1890.3	2126.7	2510.2	2789.5	2763.8	2725.7	2675.1	2733.5	2875.0	3376.0
67.5°	1782.9	1826.5	2081.6	2587.2	3026.7	3152.8	3184.6	3130.2	3081.2	3061.7	3165.2
70°	1327.1	1369.1	1636.7	2269.1	3221.2	3828.0	3808.5	3626.5	3296.7	3021.3	2472.9
72°	843.2	831.6	1036.1	1662.3	2863.4	4001.4	4093.2	3756.4	3198.6	2682.9	1679.4
72.5°	613.0	668.2	859.6	1478.0	2720.3	3906.5	4040.3	3714.4	3070.3	2534.3	1477.2
75°	149.4	157.9	206.1	529.7	1593.1	2939.6	3107.6	2869.6	2241.1	1504.4	655.0
77.5°	101.1	105.0	136.1	186.7	468.3	1676.3	1844.4	1584.5	1002.7	511.8	291.7
80°	75.5	77.8	98.8	132.2	194.5	571.7	674.4	536.0	249.7	283.9	207.7
82.5°	52.9	54.5	74.7	97.2	129.1	133.8	178.1	196.8	161.8	185.9	121.3
85°	36.6	36.6	54.5	66.9	81.7	66.1	70.8	98.8	109.7	110.5	73.9
87.5°	19.4	21.8	31.9	42.8	42.8	30.3	33.4	50.6	61.5	66.1	44.3
90°	7.0	7.0	13.2	16.3	10.1	7.8	7.0	10.1	14.8	21.0	14.0
92.5°	0.0	0.0	0.0	0.0	0.0	0.0	0.0	0.0	0.0	0.0	0.0
95°	0.0	0.0	0.0	0.0	0.0	0.0	0.0	0.0	0.0	0.0	0.0
97.5°	0.0	0.0	0.0	0.0	0.0	0.0	0.0	0.0	0.0	0.0	0.0
100°	0.0	0.0	0.0	0.0	0.0	0.0	0.0	0.0	0.0	0.0	0.0
102.5°	0.0	0.0	0.0	0.0	0.0	0.0	0.0	0.0	0.0	0.0	0.0
105°	0.0	0.0	0.0	0.0	0.0	0.0	0.0	0.0	0.0	0.0	0.0
107.5°	0.0	0.0	0.0	0.0	0.0	0.0	0.0	0.0	0.0	0.0	0.0



REPORT NUMBER: P226684

CATALOG NUMBER: ISW-AF-1000-LED-E1-T4W-7030

CANDELA DISTRIBUTION (continued):

	0°	5°	15°	25°	35°	45°	48°	55°	65°	75°	85°
110°	0.0	0.0	0.0	0.0	0.0	0.0	0.0	0.0	0.0	0.0	0.0
112.5°	0.0	0.0	0.0	0.0	0.0	0.0	0.0	0.0	0.0	0.0	0.0
115°	0.0	0.0	0.0	0.0	0.0	0.0	0.0	0.0	0.0	0.0	0.0
117.5°	0.0	0.0	0.0	0.0	0.0	0.0	0.0	0.0	0.0	0.0	0.0
120°	0.0	0.0	0.0	0.0	0.0	0.0	0.0	0.0	0.0	0.0	0.0
122.5°	0.0	0.0	0.0	0.0	0.0	0.0	0.0	0.0	0.0	0.0	0.0
125°	0.0	0.0	0.0	0.0	0.0	0.0	0.0	0.0	0.0	0.0	0.0
127.5°	0.0	0.0	0.0	0.0	0.0	0.0	0.0	0.0	0.0	0.0	0.0
130°	0.0	0.0	0.0	0.0	0.0	0.0	0.0	0.0	0.0	0.0	0.0
132.5°	0.0	0.0	0.0	0.0	0.0	0.0	0.0	0.0	0.0	0.0	0.0
135°	0.0	0.0	0.0	0.0	0.0	0.0	0.0	0.0	0.0	0.0	0.0
137.5°	0.0	0.0	0.0	0.0	0.0	0.0	0.0	0.0	0.0	0.0	0.0
140°	0.0	0.0	0.0	0.0	0.0	0.0	0.0	0.0	0.0	0.0	0.0
142.5°	0.0	0.0	0.0	0.0	0.0	0.0	0.0	0.0	0.0	0.0	0.0
145°	0.0	0.0	0.0	0.0	0.0	0.0	0.0	0.0	0.0	0.0	0.0
147.5°	0.0	0.0	0.0	0.0	0.0	0.0	0.0	0.0	0.0	0.0	0.0
150°	0.0	0.0	0.0	0.0	0.0	0.0	0.0	0.0	0.0	0.0	0.0
152.5°	0.0	0.0	0.0	0.0	0.0	0.0	0.0	0.0	0.0	0.0	0.0
155°	0.0	0.0	0.0	0.0	0.0	0.0	0.0	0.0	0.0	0.0	0.0
157.5°	0.0	0.0	0.0	0.0	0.0	0.0	0.0	0.0	0.0	0.0	0.0
160°	0.0	0.0	0.0	0.0	0.0	0.0	0.0	0.0	0.0	0.0	0.0
162.5°	0.0	0.0	0.0	0.0	0.0	0.0	0.0	0.0	0.0	0.0	0.0
165°	0.0	0.0	0.0	0.0	0.0	0.0	0.0	0.0	0.0	0.0	0.0
167.5°	0.0	0.0	0.0	0.0	0.0	0.0	0.0	0.0	0.0	0.0	0.0
170°	0.0	0.0	0.0	0.0	0.0	0.0	0.0	0.0	0.0	0.0	0.0
172.5°	0.0	0.0	0.0	0.0	0.0	0.0	0.0	0.0	0.0	0.0	0.0
175°	0.0	0.0	0.0	0.0	0.0	0.0	0.0	0.0	0.0	0.0	0.0
177.5°	0.0	0.0	0.0	0.0	0.0	0.0	0.0	0.0	0.0	0.0	0.0
180°	0.0	0.0	0.0	0.0	0.0	0.0	0.0	0.0	0.0	0.0	0.0



REPORT NUMBER: P226684

CATALOG NUMBER: ISW-AF-1000-LED-E1-T4W-7030

CANDELA DISTRIBUTION (continued):

	90°	95°	105°	115°	125°	135°	145°	155°	165°	175°	180°
0°	690.0	690.0	690.0	690.0	690.0	690.0	690.0	690.0	690.0	690.0	690.0
2.5°	686.9	682.2	676.0	672.9	671.3	668.2	665.1	663.5	663.5	660.4	661.2
5°	665.1	658.1	649.5	643.3	642.5	642.5	644.1	644.1	644.9	642.5	645.6
7.5°	654.2	646.4	634.0	627.0	621.5	620.7	623.9	630.1	633.2	630.9	634.0
10°	646.4	637.9	623.9	615.3	611.4	609.9	612.2	618.4	628.5	628.5	631.6
12.5°	638.6	627.8	613.7	607.5	604.4	605.2	608.3	613.0	623.9	627.8	629.3
15°	630.9	618.4	606.7	598.2	598.2	600.5	604.4	609.9	620.0	627.0	628.5
17.5°	623.1	610.6	600.5	593.5	593.5	596.6	600.5	607.5	614.5	624.6	624.6
20°	616.1	606.0	592.7	586.5	585.7	588.1	592.7	599.7	605.2	615.3	616.1
22.5°	612.2	599.7	587.3	578.0	574.1	572.5	577.2	584.2	589.6	599.7	601.3
25°	610.6	596.6	581.1	564.0	553.9	550.7	553.1	561.6	566.3	574.1	576.4
27.5°	616.1	602.9	578.7	547.6	526.6	518.1	520.4	525.8	527.4	536.0	539.8
30°	634.8	619.2	583.4	530.5	492.4	476.8	476.8	477.6	480.0	487.0	487.7
32.5°	665.1	650.3	597.4	512.6	457.4	435.6	430.2	426.3	426.3	425.5	426.3
35°	721.1	708.6	621.5	492.4	419.3	395.2	381.9	374.9	367.9	364.8	364.0
37.5°	802.0	791.1	655.8	469.1	385.8	361.7	345.4	331.4	323.6	322.8	326.7
40°	922.6	911.7	693.9	442.6	353.9	336.0	318.9	304.2	295.6	296.4	300.3
42.5°	1071.1	1037.7	735.1	406.8	328.3	318.9	300.3	287.8	279.3	274.6	273.8
45°	1244.6	1188.6	774.0	373.4	300.3	304.2	286.3	272.3	261.4	248.9	247.4
47.5°	1460.9	1339.5	808.2	339.9	269.9	288.6	271.5	258.3	241.9	227.1	224.8
50°	1686.4	1513.0	837.8	304.2	242.7	271.5	256.7	238.8	216.3	203.0	203.0
52.5°	1947.0	1721.5	875.9	264.5	221.7	252.8	238.0	214.7	196.0	194.5	194.5
55°	2237.2	1940.0	902.3	233.4	205.4	232.6	225.6	218.6	212.4	213.9	214.7
57.5°	2540.6	2168.0	879.0	211.6	192.1	227.9	248.1	238.8	219.4	218.6	217.8
60°	2801.9	2345.3	749.9	197.6	182.0	235.7	266.0	238.8	219.4	229.5	230.3
62.5°	2973.1	2429.3	499.4	179.7	167.2	222.5	259.8	231.8	220.1	248.9	251.3
65°	2949.7	2335.2	287.0	167.2	157.9	204.6	251.3	223.3	205.4	221.7	217.0
67.5°	2602.0	1957.1	207.7	161.8	150.9	192.1	235.7	210.8	191.4	211.6	203.0
70°	1870.0	1332.5	178.9	157.1	146.2	177.4	224.8	203.0	183.6	197.6	184.4
72°	1254.7	810.6	164.1	153.2	141.6	168.0	217.0	196.8	176.6	184.4	169.6
72.5°	1068.0	639.4	160.2	151.7	140.0	165.7	214.7	195.2	175.0	182.8	168.8
75°	399.1	250.5	142.4	140.0	129.1	154.0	205.4	188.2	167.2	164.9	158.7
77.5°	205.4	158.7	121.3	123.7	115.9	140.8	195.2	177.4	154.0	145.5	142.4
80°	149.4	115.1	98.0	105.0	98.8	126.8	181.2	161.0	140.0	130.7	126.8
82.5°	94.1	71.6	74.7	83.2	84.0	112.0	164.9	144.7	124.5	116.7	110.5
85°	45.1	42.8	52.9	61.5	67.7	94.9	150.9	128.4	108.9	93.3	94.1
87.5°	24.1	32.7	31.9	41.2	52.1	77.8	133.8	105.0	87.1	70.0	70.8
90°	5.4	8.6	9.3	16.3	21.0	33.4	86.3	59.9	58.3	24.9	21.8
92.5°	0.0	0.0	0.0	0.0	0.0	0.0	0.0	0.0	0.0	0.0	0.0
95°	0.0	0.0	0.0	0.0	0.0	0.0	0.0	0.0	0.0	0.0	0.0
97.5°	0.0	0.0	0.0	0.0	0.0	0.0	0.0	0.0	0.0	0.0	0.0
100°	0.0	0.0	0.0	0.0	0.0	0.0	0.0	0.0	0.0	0.0	0.0
102.5°	0.0	0.0	0.0	0.0	0.0	0.0	0.0	0.0	0.0	0.0	0.0
105°	0.0	0.0	0.0	0.0	0.0	0.0	0.0	0.0	0.0	0.0	0.0
107.5°	0.0	0.0	0.0	0.0	0.0	0.0	0.0	0.0	0.0	0.0	0.0



REPORT NUMBER: P226684

CATALOG NUMBER: ISW-AF-1000-LED-E1-T4W-7030

CANDELA DISTRIBUTION (continued):

	90°	95°	105°	115°	125°	135°	145°	155°	165°	175°	180°
110°	0.0	0.0	0.0	0.0	0.0	0.0	0.0	0.0	0.0	0.0	0.0
112.5°	0.0	0.0	0.0	0.0	0.0	0.0	0.0	0.0	0.0	0.0	0.0
115°	0.0	0.0	0.0	0.0	0.0	0.0	0.0	0.0	0.0	0.0	0.0
117.5°	0.0	0.0	0.0	0.0	0.0	0.0	0.0	0.0	0.0	0.0	0.0
120°	0.0	0.0	0.0	0.0	0.0	0.0	0.0	0.0	0.0	0.0	0.0
122.5°	0.0	0.0	0.0	0.0	0.0	0.0	0.0	0.0	0.0	0.0	0.0
125°	0.0	0.0	0.0	0.0	0.0	0.0	0.0	0.0	0.0	0.0	0.0
127.5°	0.0	0.0	0.0	0.0	0.0	0.0	0.0	0.0	0.0	0.0	0.0
130°	0.0	0.0	0.0	0.0	0.0	0.0	0.0	0.0	0.0	0.0	0.0
132.5°	0.0	0.0	0.0	0.0	0.0	0.0	0.0	0.0	0.0	0.0	0.0
135°	0.0	0.0	0.0	0.0	0.0	0.0	0.0	0.0	0.0	0.0	0.0
137.5°	0.0	0.0	0.0	0.0	0.0	0.0	0.0	0.0	0.0	0.0	0.0
140°	0.0	0.0	0.0	0.0	0.0	0.0	0.0	0.0	0.0	0.0	0.0
142.5°	0.0	0.0	0.0	0.0	0.0	0.0	0.0	0.0	0.0	0.0	0.0
145°	0.0	0.0	0.0	0.0	0.0	0.0	0.0	0.0	0.0	0.0	0.0
147.5°	0.0	0.0	0.0	0.0	0.0	0.0	0.0	0.0	0.0	0.0	0.0
150°	0.0	0.0	0.0	0.0	0.0	0.0	0.0	0.0	0.0	0.0	0.0
152.5°	0.0	0.0	0.0	0.0	0.0	0.0	0.0	0.0	0.0	0.0	0.0
155°	0.0	0.0	0.0	0.0	0.0	0.0	0.0	0.0	0.0	0.0	0.0
157.5°	0.0	0.0	0.0	0.0	0.0	0.0	0.0	0.0	0.0	0.0	0.0
160°	0.0	0.0	0.0	0.0	0.0	0.0	0.0	0.0	0.0	0.0	0.0
162.5°	0.0	0.0	0.0	0.0	0.0	0.0	0.0	0.0	0.0	0.0	0.0
165°	0.0	0.0	0.0	0.0	0.0	0.0	0.0	0.0	0.0	0.0	0.0
167.5°	0.0	0.0	0.0	0.0	0.0	0.0	0.0	0.0	0.0	0.0	0.0
170°	0.0	0.0	0.0	0.0	0.0	0.0	0.0	0.0	0.0	0.0	0.0
172.5°	0.0	0.0	0.0	0.0	0.0	0.0	0.0	0.0	0.0	0.0	0.0
175°	0.0	0.0	0.0	0.0	0.0	0.0	0.0	0.0	0.0	0.0	0.0
177.5°	0.0	0.0	0.0	0.0	0.0	0.0	0.0	0.0	0.0	0.0	0.0
180°	0.0	0.0	0.0	0.0	0.0	0.0	0.0	0.0	0.0	0.0	0.0

(END OF REPORT)